



STUDIO TECHNICAL SPECIFICATION

WELCOME TO SHERMAN THEATRE



Photo: Kirsten McTernan

We really look forward to welcoming you to Sherman Theatre and hope that this Technical Specification Pack will help give you all the information you need for your time with us at Sherman.

Our friendly and professional Production Team have a wealth of experience and knowledge and look forward to working hard with you to ensure that your event or production is a success.

Our Welcome Pack, also available on our website, will provide you with some more information about Sherman, our facilities and the local amenities – please download this and distribute it to your company members.

In order for us to prepare for your visit and ensure everything runs smoothly please provide us with the following information at your earliest convenience or at least 4 weeks prior to your visit

- Ground plan with flying plot
- Venue specific lighting plan
- Current PRS information sheet
- Current risk assessment for the production, including method statements for the construction of any set, and its use during performance.
- Schedule outlining timings and crew requirements of anticipated calls and working sessions.
- Vehicle packing diagram including estimated weights

A list of our house stock of stage, lighting, and sound equipment is included in this handbook. Please feel free to discuss with us any further equipment you may need to hire locally, we can arrange this and recharge via the contra. Due to our busy schedule of productions there may be occasions when house equipment is unavailable or may be replaced with an equivalent, rest assured that any changes will be discussed with you to ensure your production is served.

Any electrical appliance brought into Sherman Theatre must carry a current PAT certificate.

Please ensure that this handbook is made available to your technical staff, and refer to this information when completing the Event Deal Memo.

OUR PRODUCTION TEAM CONTACTS AT SHERMAN

Head of Production and Planning	Mandy Ivory-Castile (She/ Her) mandy.ivory-castile@shermantheatre.co.uk 02920 646 989
Technical Manager	Rachel Mortimer (She/ Her) rachel.mortimer@shermantheatre.co.uk
Company Stage Manager	Kevin Smith (He/ Him) kevin.smith@shermantheatre.co.uk
Workshop Manager	Alasdair Head (He/ Him) alasdair.head@shermantheatre.co.uk
Box Office/ Reception	02920 646 900

CONTENTS

Welcome	1
Contacts	2
Access for Loading	3
Studio Auditorium	4
Stage Dimensions	4
Dressing Rooms	5
Communications	6
Infrared Access System	6
Access Equipment	6
Miscellaneous	6
Power	6
Lighting Equipment	7 - 8
Sound Equipment	9
Charges	10
Equipment	10 - 11
Important Notes	12

ACCESS FOR LOADING



Photo: Mandy Ivory-Castile

Access is via a rear lane which is also used for access to the Students' Union next door. The get in doors measure 1.61m x 1.89m and are at road level. Access to the theatre is through a sloped interior corridor approx. 6m to the space. Please provide any manual handling aids required for any unusual set pieces, and ensure the appropriate number of crew are called to safely facilitate loading/unloading.

We have a moveable ramp (2400mm x 1000mm). Vehicles cannot be left

at the rear of the building after unloading. Please provide us with details of your touring transport in advance so we can ensure space is allocated in or next to the main loading dock.

Apologies, but there is no parking available for private cars. Please see our website (<https://www.shermantheatre.co.uk/your-visit/>) for details on how to get to us by public transport or car, and for up to date information of parking deals available with local car parks.



Photo: Mandy Ivory-Castile

STUDIO AUDITORIUM



Photo: Kirsten McTernan

The Studio is octagonal with an all-around balcony.

The standard arrangement is thrust, seating 100 on decking on three sides of the octagon, including the balcony. Any change to the seating should be discussed with the Head of Production and Planning, as the seating number may be reduced, a charge will be made to cover labour costs for altering and replacing the seating.

Black curtains are hung from a conduit bar attached to the bottom of the balcony handrails to mask the under balcony (backstage) area. These can be repositioned to provide entrances as required.

The audience enter on stage level from auditorium right. The balcony is accessed by the audience via stairs at the DSR and DSL corners of the space. There is also backstage access to the balcony from the USR corner of the space.

There is a fixed grid with bars located around catwalks. Underslung bars are located below catwalk level on the outer ring and the inside edge of the inner ring. Please note that on the inner ring, these bars are only accessible from a ladder on stage level. Those on the outer ring can be accessed by ladder from the balcony level.

STAGE DIMENSIONS

Max. width of floor within balcony	11.89m	39' 0"
Width of balcony	1.6m	5' 3"
Width of clear floor with seating in the round	6.4m	21' 0"
Underside of balcony height	1.98m	6' 6"
Balcony floor level height	2.23m	7' 4"
Standard lighting bar height	6.42m	21' 1"
Underslung lighting bar height	5.43m	17' 10"

DRESSING ROOMS

Our dressing rooms are shared between the Main House and Studio theatres. Please see discuss with the Production Team or see your Event Deal Memo to find out which dressing rooms you are allocated. Dressing Rooms 1, 2 and 4 are closest to, and so usually used for, the Main House, dressing room 3 is closest to the Studio

All dressing rooms are accessible via lift (see notes below), and are furnished with a sinks, costume rail(s), storage units (one per seat), dressing tables, and lit mirrors. Showers and toilets (including accessible disabled toilet/ wet room) are available in close proximity to each dressing room, but are not for sole use of the dressing rooms.

Dressing Room	Location	Capacity	Accessibility
1	Level 1, One floor above Main House stage level	7	FROM MAIN HOUSE: Accessed via stairs or lift. Please note lift access is via FOH, and should not be used during a performance.
2	Level 1, One floor above Main House stage level	7 / 8	FROM MAIN HOUSE: Accessed via stairs or lift. Please note lift access is via FOH, and should not be used during a performance.
3	Close to Studio	8*	FROM STUDIO: Ground level access
4	Basement level, one floor below Main House stage level	13	FROM MAIN HOUSE: Accessed via stairs or lifts. Lift to stage level may be used during

*Dressing Room 3 has dividing screens that can be used to split room down the middle (four seats each side) for privacy.



Photo: Kirsten McTernan

COMMUNICATIONS

Show Relay to all backstage areas

TechPro wired comms system with patch points distributed around the space

GDS prompt desk with following facilities:

Cue lights (maximum of 6), pre-recorded front of house calls, bells.

The prompt desk can be located in the control room, or auditorium for technical rehearsals.

Backstage calls can be made from the facility panel in the backstage corridor, or from the control room.

INFRARED ACCESS SYSTEM

We have an Infrared system to provide show relay to hearing impaired customers via headset.

Audio Description can be transmitted via same system.

The Audio Description source unit is located in a booth at the side of the auditorium next door to the control room.

ACCESS EQUIPMENT

8 rung Zarges Skymaster industrial combination ladder. With additional Zarges Skymaster ladders available from the Main House.

Various small industrial platform step ladders (5 step, 6 step, 7 step and 10 step)

MISCELLANEOUS

Large number of stage weights and braces.

Some small black masking flats subject to availability

POWER

Located DSR under balcony

125a TPN Ceeform/2x 63a TPN Ceeform with RCD protection

Sound power 63a SPN Ceeform with RCD protection

Located DSL corner of the grid

63a TPN Ceeform

Located in backstage corridor

63a TPN Ceeform

LIGHTING EQUIPMENT

Dimming and Control

Desk: ETC Element 40, max 250 channels.

ETC Ion 1024 available with prior arrangement.

The control room is located auditorium right. The desk can also be located in the auditorium for technical rehearsals.

All dimmers are LSC EKO Digital Dimmers

120x 3kw Dimmers (15a sockets)

4x 5kw Dimmers (32a sockets)

20x 10a Non-dims (15a sockets)

Facility Panels

There are facility panels located around the stage and grid which have connections for the following, in various combinations: dimmers, 5 pin DMX, cue lights, props table lights, intercoms, microphone inputs, audio tie-lines, speakon, miscellaneous power 13a sockets and sound power 13a sockets.

There are no power or dimmer outlets on balcony level.

Dimmers are distributed as follows:

All facility panels with dimmer outlets have 6 circuits with both 15a sockets and a Lectriflex multi connection mirroring the same circuits.

In the grid Lectriflex multis are permanently run to position 15a sockets along the handrail above the commonly used bars.

Stage level:

DSR under stairs (some of these are used for houselights)

DSL under stairs (some of these are used for houselights)

USR in lobby (access hatch to run cables to stage)

USL in cupboard (access hatch to run cables to stage)

Grid level:

2 panels on US side

3 panels on SL side

2 panels on DS side

3 panels on SR side

2 panels on central bridge

3 panels on US of inner ring of catwalks

3 panels on DS inner ring of catwalks

A detailed patch plan is available on request.

Lanterns and Effects

8	ADB 2kw PCs
8	ADB 1.2kw Fresnels
10	Strand Patt 743 Fresnels
10	ADB 650w Fresnels
18	ETC 575w Source Four Zoom Profiles (15-30°)
2	ETC Source Four 750w 36° fixed beam profiles
8	ADB 650w Zoom Profiles (18-38°)
20	ETC 575w Source Four Pars (CP60, 61, 62, 95 equivalents available)
10	ADB 1.2kw Asymmetric Floods

Additional items shared with the Main House, these will be allocated on a first come, first served basis:

6	Pin Spots
4	ADB 5k Fresnels
8	Single circuit 10 lamp birdie battens
2	ETC 750w Source Four Fixed Beam 50°
2	ETC Source Four lens tubes 19° (to replace 36° or 50° tubes)
2	PAR36 4way Aeros (on 1m bar)
2	PAR64 4way Aeros (loose but require IEC connection)
	Various 240v and 12v Birdies

Additional equipment subject to availability and weekly hire charge:

1	Unique 2 Hazer
1	Jem ZR33 smoke machine
1	Low smoke machine (requires ice)
6	Apollo 16 frame scrollers to fit either Par64 or Source 4 par (custom scrolls can also be made at an additional charge)
1	Martin Atomic 3000 DMX controllable strobe
2	Robert Juliat Ivanhoe 2.5kw HMI followspot with ballast and stand (if an additional crew member is required for followspot operation this will be charged to the visiting company contra account).




Photo: Kirsten McTernan

SOUND EQUIPMENT




Photo: Kirsten McTernan

Sound power for touring racks is located DSR at stage level:

63a SPN Ceeform with RCD protection

The control position is usually located in the control room, on the SL side of the space. Touring desks can be placed here by prior arrangement.

Please contact us in advance if your production

requires an auditorium mix position, as this will require removal of seats from the balcony. There are audio tie-lines, and multi patch points for mixer inputs and returns in three locations around the balcony.

Mixer

Yamaha O2R

Permanent PA

4	Duran Audio Axys U12 self-powered speakers which are moveable.
2	Martin WS2 subwoofers which are moveable
4	JBL Control 1 speakers which are moveable

Sources

Various Minidisc and CD players available with advance notice.

Selection of microphones including:

SHURE SM58, SM57

AKG SE 300B with CK91, 93, 98 Capsules

DPA 4099 piano mics

Additional equipment subject to availability and a weekly hire charge:

Racked Qlab 4 system of Mac mini and Scarlett 18i20 soundcard with backup

Sennheiser radio mic system consisting of 8 ew300 receivers with RF splitter and 2 remote aerials, 8 sk300 bodypack transmitters, black lapel mic heads, beige headset mic heads 2 E835 handheld transmitters.

CHARGES

Pre-rig

Agreed on a show by show basis, hours will come from your contracted hours.

Additional Staff

Excess hours setting up above contracted 8 hours £16 per hour

Time and a half after 9 hours in a day, double time rate between 11pm and 9am and all day Sundays and Bank Holidays

£64 per minimum 4hr session per person

Sundays at double-time

Missed meal break @ £32

Change of Call

If staff are requested to work extra hours or changed hours without at least 24 hrs warning the following charge will be incurred:

Triple Time thereafter or quadruple time if already at double time rate.

Get Out

First 2 hours per person @ £82.44 (BECTU/TMA Rate) + VAT

Per hour thereafter @ £41.19

+ ENIC and Holiday Pay (Currently 13%)

EQUIPMENT

Sennheiser Radio Mics	£15 per channel per day £30 per channel per week
Colour	£5.25 per sheet
Projector	
Optoma Ultra Short Throw 4000lumens	£100 per day
Effects Equipment	
Flash Boxes (per way) per week	£6.55
2x Le Maitre Neutron XS hazer	£20 each per week
1x Unique 2 hazer	£30 per week
Smoke Fluid	£10.40 per litre
Haze Fluid	£10.40 per litre
15" Mirror Ball	£6.55 per day
Jem ZR33 Smoke Machine	£25 per week

Piano Tuner	
Upright Piano	£95.00 (inclusive of 1 x tuning)
Concert Grand	Please contact to discuss as this would involve piano moving company
Recording Facilities	
Studio Hire	£38.95 per session
Sound Engineer	£16 per hr.
Rehearsal Room	
	By arrangement with Admin
Stage Supplies	
Gaffa Tape	£7.83 per roll
PVC Tape	£1.95 per roll
5lit. black emulsion paint	£30 per tin
5lit. Alpruf	£38.95 per tin
Black sash/sash	£1.30 per m.
Screw/Nails	£13.50 per box
Dance Floor	
10m x 10m Harlequin black floor	£65 total lay




Photo: Kirsten McTernan

IMPORTANT NOTES

Please be aware that to comply with the current Electricity At Work Regulation, ALL Electrical Appliances MUST HAVE a current PORTABLE APPLIANCE TEST CERTIFICATE

The use of equipment not certified is prohibited at Sherman Theatre

We do have the facility to P.A.T. test equipment at a cost of

£4.55 per item

£10 per item for remedial repair (plus cost of parts)

£4.55 per item for a re-test.

Please contact Head of Production and Planning or Senior Electrician if you have any queries.

The Sherman Theatre operates a HARD HAT POLICY

Hard Hats must be worn by all persons working on the stage floor when work is being carried out in the grid.

Hard hats are provided for your own protection. We would really appreciate it if you and your team used them.

Damage to any Equipment

The full cost of equipment repairs necessitated by misuse, rough treatment, or incorrect operation, will be charged to the visiting company, so please ask a relevant member of staff if in doubt.

Scenery and Props

All scenery, props and drapery must comply with current theatrical fire policies and be constructed from fire proof materials, or made inherently fire proof. Sherman Theatre reserves the right to perform checks on any scenery prior to performance.

Sherman Theatre cannot be responsible for any loss incurred either artistic or monetary by failure to comply with its safety regulations and building policies. Visiting companies are responsible for ensuring that their staff visiting Sherman Theatre are made aware of these policies.